POOL ENCLOSURE COLLECTIVE, LLC

P.O. BOX 10039, TAMPA, FL 33679
PH. (813)857-9955

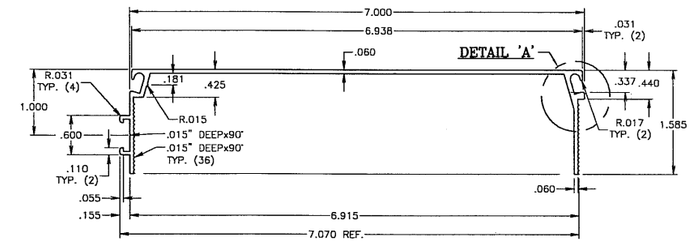

2" x 7" TRAC SELF-MATING BEAM (SMB)
(Patent Pending)

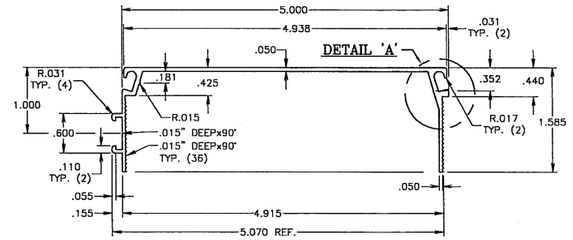

2" x 5" TRAC SELF-MATING BEAM (SMB)
(Patent Pending)

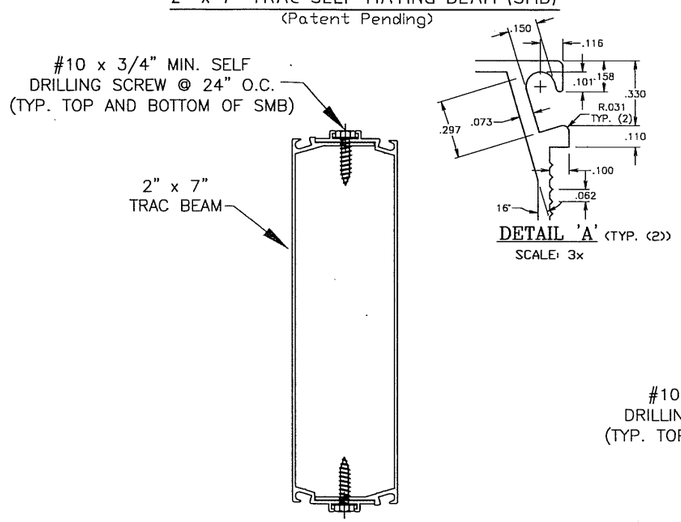

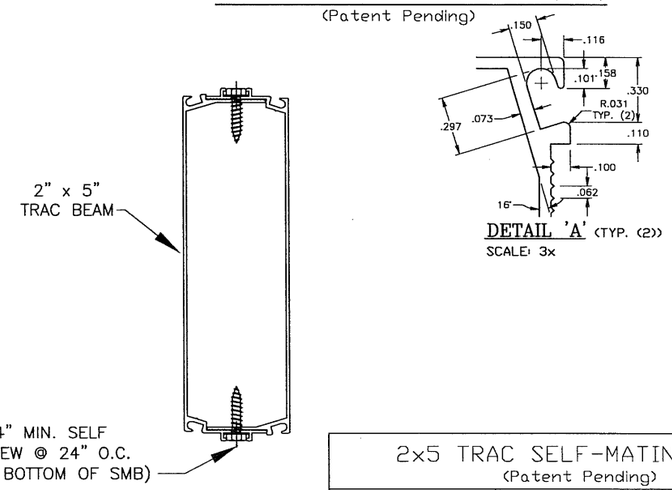

GENERAL NOTES

1. ALULMINUM ALLOY SHALL BE 6005-T5.
2. REFERENCE TEST REPORT TEL #06-0803-1.
3. ALUMINUM EXTRUSION SHALL COMFORM TO ASTM B-221.
4. SAFETY FACTORS HAVE BEEN DEVELOPED IN ACCORDANCE TO THE 2005 ALUMINUM DESIGN MANUAL-SPECIFICATIONS AND GUIDELINES FOR ALUMINUM STRUCTURES SECTION 9.3.2 AND CONFORMS TO THE 2004 FBC CHAPTER 16 AND 20.
5. TESTING HAS BEEN CONDUCTED IN ACCORDANCE WITH ASTM E529-04: STANDARD GUIDE FOR CONDUCTING FLEXTURAL TESTS ON BEAMS AND GIRDERS FOR BUILDING CONSTRUCTION. SEE REFERENCED TEST REPORT IN NOTE 2.
6. THE DESIGNER SHALL DETERMINE BY ACCEPTED ENGINEERING PRACTICE THE ALLOWABLE LOADS FOR THE SITE SPECIFIC LOAD CONDITIONS (INCLUDING LOAD COMBINATIONS) USING THE DATA FROM THE ALLOWABLE LOADS TABLE IN THIS APPROVAL.
7. DEFLECTION VALUES TABULATED IN THIS DRAWING ARE FROM LOAD-DEFLECTION DIAGRAMS OF TESTED SPECIMENS. CHECK DEFLECTION LIMIT REQUIREMENTS OF THE BUILDING CODE, SUCH AS L/80 FOR HVHZ AND L/60 FOR NON-HVHZ.
8. THE DESIGNER SHALL CONSIDER LOAD DEFLECTION LIMITS BASED ON SITE SPECIFIC LOAD CONDITIONS.
9. THE DESIGNER SHALL CONSIDER ALL OTHER APPLICABLE STRUCTURAL ELEMENTS SUCH AS FOUNDATION SUPPORT, FASTENER LOADS, CONNECTION STRESSES, MOMENT CAPACITY, ETC.
10. FASTENER FOR STITCHING BEAMS SHALL BE POOL ENCLOSURE COLLECTIVE, LLC'S TRAC BEAM SCREW WITH MIN. PROPERTIES EQUAL TO C-1022 LOW-CARBON STEEL WITH YIELD STRENGTH OF 58 KSI MIN. WITH ADEQUATE CORROSION PROTECTION COATING AS SPECIFIED BY THE DESIGNER.

2x5 TRAC SELF-MATING BEAM
(Patent Pending)

L-SPAN (feet)	ALLOWABLE LOAD-P (lbs)	TEST SPECIMEN DEFL. AT ALLOW. LOAD P (inches) SEE NOTE 7
10	1037.0	0.68"
11	970.5	
12	903.9	
13	837.4	
13.67	792.8	1.49"
14	781.9	
15	748.7	
16	715.6	
17	682.4	
18	649.3	
19	616.2	
20	583.0	
21	549.9	
22	516.7	
23	483.6	
24	450.4	
25	417.3	4.31"

2x7 TRAC SELF-MATING BEAM
(Patent Pending)

L-SPAN (feet)	ALLOWABLE LOAD-P (lbs)	TEST SPECIMEN DEFL. AT ALLOW. LOAD P (inches) SEE NOTE 7
10	1390.9	0.41"
11	1332.9	
12	1274.9	
13	1216.9	
14	1158.9	
15	1100.9	
16	1042.9	
17	984.9	
18	927.0	
19	869.0	
20	811.0	
21	753.0	
22	695.0	
23	637.0	
24	579.0	
25	521.1	2.40"
26	511.6	
27	502.1	
28	492.6	
29	483.1	
30	473.6	
31	464.1	
32	454.6	
33	445.2	
34	435.7	
35	426.2	
36	416.7	
37	407.2	
38	397.7	
39	388.2	
40	378.7	6.15"

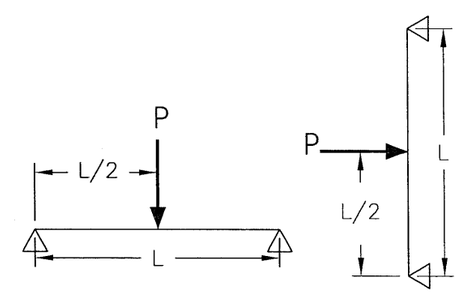

Documents Prepared By:
RW BUILDING CONSULTANTS, INC.
P.O. Box 230 Valrico FL. 33595
Phone No.: 813.659.9197
Florida Board of Professional Engineers
Certificate Of Authorization No. 9813
Wendell W. Haney, P.E. No. 54158
8-30-06

PRODUCT: 2x5 TRAC SELF-MATING BEAM
2x7 TRAC SELF-MATING BEAM

PART OR ASSEMBLY: SCREEN ENCLOSURE COMPONENT

NO.	DATE	BY	REVISIONS
2	8/30/06	WWH	ADDED DEFLECTION LIMIT NOTE
1	08/11/06	WWH	REVISED LOAD CHART

DATE: 08-04-06
SCALE: N.T.S.
DWG. BY: AEM
CHK. BY: WWH
DRAWING NO.: FL-1114
SHEET 1 OF 1

© 2006 R.W. BUILDING CONSULTANTS INC.